

# Display Bases and Mobile Dollies

# PRODUCT GUIDE

Mobile Carts and Beverage Bases

Colors Available



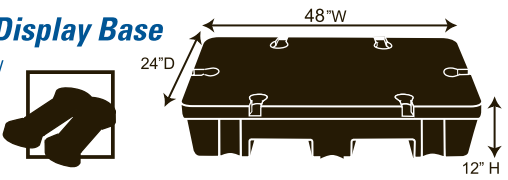
Made of Indestructible Plastic  
USDA / FDA Approved

**482412 PP** 48"W x 24"D x 12"H  
Wt. Cap.: 2000 lbs.

**POLYPLAT Display Base**

- Extra Heavy Duty
- Expandable

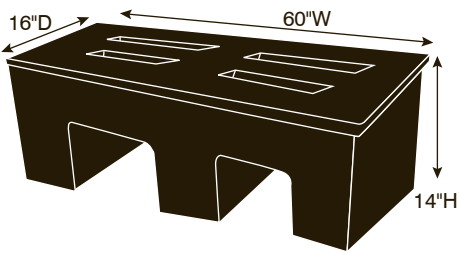
*Dogbone Connectors optional*



**601614** 60"W x 16"D x 14"H  
Wt. Cap.: 750 lbs.

**Display Base**

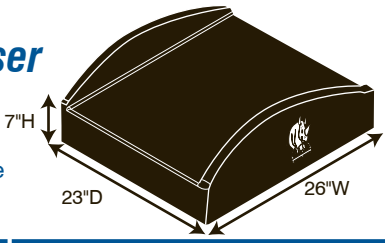
- Fits/accommodates cases
- Narrow and long



**26237** 26"W x 23"D x 7"H

**Spot Merchandiser**

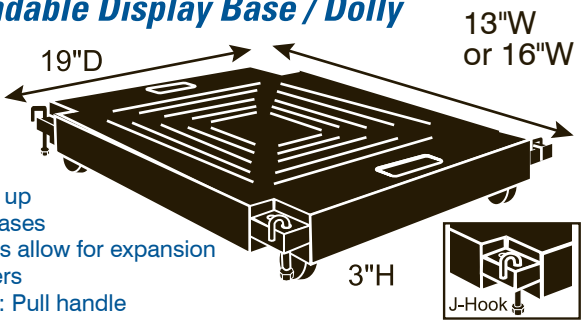
- Stack bagged products
- Customize Curved signage area on 2 sides



**16193** 16"W x 19"D x 3"H  
Wt. Cap.: 500 lbs.  
**13193** 13"W x 19"D x 3"H  
Wt. Cap.: 500 lbs.

**Expandable Display Base / Dolly**

- Stacks up to 30 cases
- J-hooks allow for expansion
- 4 casters
- Option: Pull handle



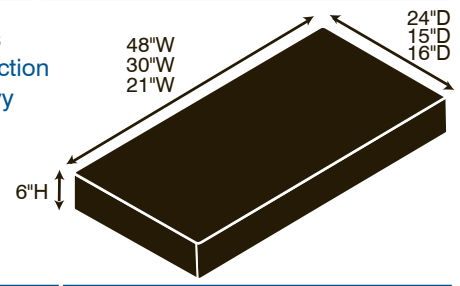
**48246 ss** 48"W x 24"D x 6"H  
Wt. Cap.: 1000 lbs.

**30246 ss** 30"W x 24"D x 6"H  
Wt. Cap.: 1000 lbs.

**24156 ss** 24"W x 15"D x 6"H  
Wt. Cap.: 1000 lbs.

**21166 ss** 21"W x 16"D x 6"H  
Wt. Cap.: 1000 lbs.

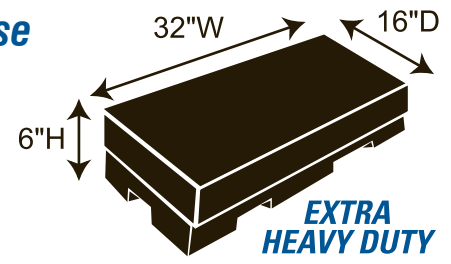
- Solid all Four Sides
- One Piece Construction
- Available with Heavy Duty Casters



**32166** 32"W x 16"D x 6"H  
Wt. Cap.: 750 lbs.

**Beverage Base**

- Displays 6 packs  
12 packs, 24 packs

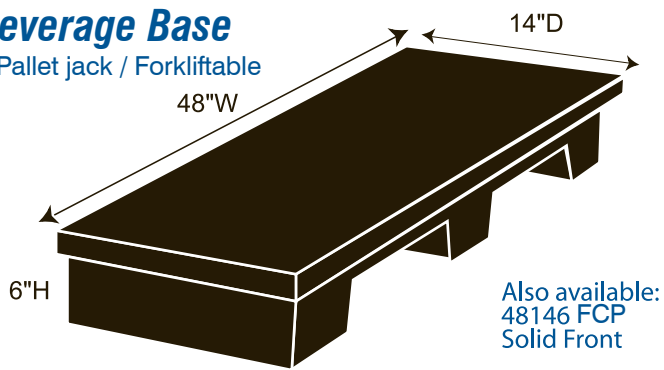


**EXTRA HEAVY DUTY**

**48146 BB** 48"W x 14"D x 6"H  
Wt. Cap.: 500 lbs.

**Beverage Base**

- Pallet jack / Forkliftable



Also available:  
48146 FCP  
Solid Front



**MASONWAYS™**  
**INDESTRUCTIBLE PLASTICS LLC**  
Manufactured in a Plant near you: California, Georgia, Indiana, Oregon and Canada

www.masonways.com

800-837-2881  
800-693-7745 FAX

